

DormSmart's Dorm Room Checklist


What To Bring To College & How To Pack In Three Easy Steps

Our Dorm Room Checklist includes the essentials necessary for campus living plus a few tasks for college bound students to complete prior to move-in day! While this may seem like a lot to pack, many items suggested are dorm sized and easily stored, leaving room to spare!

Step One: Print DormSmart's Free Dorm Room Checklist. (Tip: Use our online Campus Housing Connector to check your school housing info and make any necessary adjustments to your checklist.)

Step Two: Make room in your home to store your college dorm essentials as you acquire them. (Tip: Save money, pack the items you have at home first. For items you must buy, shop early to give yourself time to check purchases, make returns.)

Step Three: Inventory as you pack quick and easy. For example, if you pack sheets in Box #1, write Box #1 next to that item on your checklist. (Tip: Use your dorm room checklist as an inventory for your College Property Insurance Policy.)

	Dorm Room Cooking / Eating Supplies	Box #
	UL Listed Compact Refrigerator or Microwave Refrigerator Combo - CHECK WITH ROOMMATE	
	UL Listed Auto Shutoff Small Coffeemaker (NO Hotplate) - CHECK WITH ROOMMATE	
	Dorm Dishes (Non-breakable, BPA Free & Microwavable) - 2 dinner plates, 2 small plates, 2 bowls	
	4 Glasses (Non-breakable)	
	2 Water Bottles	
	Insulated Travel Cup	
	Water Pitcher (Make sure it fits in your dorm size refrigerator.)	
	Eating Utensils - 2 forks, 2 teaspoons, 2 tablespoons, 2 knives	
	Microwavable Cookware (BPA Free)	
	Set of Storage Containers (BPA Free. Square containers save space.)	
	Can Opener	
	Chip Clips	
	Measuring Cup	
	Measuring Spoons	
	Paring Knife or Peeler	
	Pizza Cutter	
	Salad / Spaghetti Tongs	
	Small Funnel	
	Spatula / Turner	


	Strainer / Colander (Collapsible saves space.)	
	Check to see if dorm sink needs a stopper - CHECK WITH ROOMMATE	
	Dish Scrubber	
	Dish Liquid	
	2 Pot Holders	
	2 Dish Towels	
	Trash Bin	
	Trash Bags	
	Paper Towels	
	Paper Plates & Plasticware (Great for move-in weekend.)	
	Dorm Food / Bulk Snacks (Saves money!)	
	Coffee & Coffee Filters or Coffee Pods	
	Other Bulk Drinks (i.e. sodas, water... store them under your dorm bed)	
	Freezer / Storage Bags (One box of large & small bags to store food, toothbrush, toiletries... everything!)	
<input checked="" type="checkbox"/>	Dorm Room Bedding Essentials (Check Mattress Size With College)	Box #
	2 Sheet Sets	
	Blanket	
	Duvet & Duvet Cover or Comforter Set	
	Mattress Cover	
	Mattress Pad / Topper	
	Pillows (Lots of pillows for sleeping & to turn your dorm bed into daytime seating.)	
	Pillowcases (Remember extra for your extra pillows.)	
	Soft Throw (For lounging around your dorm room or outdoor events.)	
<input checked="" type="checkbox"/>	Dorm Room Cleaning Supplies	Box #
	UL Listed 2 in 1 Vacuum Cleaner or Small Vacuum (consider bagless)- CHECK WITH ROOMMATE	
	Bucket with lid to store cleaning & laundry products safely away.	
	Cleaning Products (Don't forget to bring a few old cleaning rags from home.)	
	Toilet Brush (Only necessary if you have an in-suite bathroom.) - CHECK WITH ROOMMATE	


<input checked="" type="checkbox"/>	Computing	Box #
	2 Ethernet Cables 14ft & 25ft (Use when wireless doesn't work. Run 1 cable to your desk & bed.)	
	Laptop (Get compatibility requirements from your school.)	
	Laptop Sleeve (Protect your laptop when running around campus.)	
	Laptop Bag / Book bag (Purchase a bag that will hold both your school supplies & laptop.)	
	UL Listed Surge Protectors w / Overload Protection (For appliances too. Flat plugs save space.)	
	Small Printer with Cable (Optional but great for procrastinators!) - CHECK WITH ROOMMATE	
	Ink & Paper for Printer (Optional) - CHECK WITH ROOMMATE	
<input checked="" type="checkbox"/>	Dorm Room Decor	Box #
	Dorm Area Rug - CHECK WITH ROOMMATE	
	Photos From Home (Consider a digital photo frame to keep photos up to date & save space.)	
	Lightweight Message Boards (White, Cork, Chalk, or Memory boards are great choices.)	
	Accessories for Message Boards (i.e. dry erase markers, chalk, or an eraser...)	
	3M Command Strips for hanging wall decor (Save your dorm deposit!)	
	Wall Decor (Removable & reusable wall decals look great & save your deposit!)	
<input checked="" type="checkbox"/>	Dorm Room Electronics (UL Listed)	Box #
	Alarm Clock (Multipurpose... consider using the alarm on your cell phone.)	
	Portable Music Player	
	Small TV/DVD Combo - CHECK WITH ROOMMATE	
	Noise Canceling Headphones for TV/DVD Combo & Portable Music Player (Dorms can be noisy.)	
	Cable Splitter (In case you don't want to share a TV/DVD Player with your roommate.)	
	Extra Cable (You may need extra cable depending upon where the cable outlet is located.)	
	Extension Cords (Flat plugs save space.)	
	Phone / Answering System (DECT 6.0 prevents wireless interference.) - CHECK WITH ROOMMATE	
	Air Cleaner (Optional, consider filter free.) - CHECK WITH ROOMMATE	
	Fan (Optional) - CHECK WITH ROOMMATE	
	Pest Control (Optional, but strongly suggested.) - CHECK WITH ROOMMATE	
	Desk Lamp	
	Bedside Table Lamp	
	Removable Tap Lights for closet, if needed.	
	Inexpensive Camera	

	Chargers for Electronics	
	Extra Batteries	
<input checked="" type="checkbox"/>	Dorm Room Furniture	Box #
	Bedside Table or Shelf or Trunk Cube (Maximize your storage space.)	
	Comfortable Desk Chair (Check with your school first.)	
	Folding Table (Optional. If you plan to host study sessions, movie nights, dinners, or game nights in your dorm room, pick up a compact folding picnic table like those made by Picnic Time. They work for both indoor & outdoor activities. Their compact design makes for easy transport & dorm room storage. Don't forget your playing cards!)	
<input checked="" type="checkbox"/>	Laundry / Ironing Supplies	Box #
	UL Listed 3-Way Auto Shutoff Iron - CHECK WITH ROOMMATE	
	Ironing Board - CHECK WITH ROOMMATE	
	Hangers (Minimum of 4 dozen - hanging clothes saves space!)	
	Folding Clothing Dry Rack (Great for drying sweaters or fine washables.)	
	Sweater / Delicates Wash Bag Set (Take care of your clothes & you'll save money in the end!)	
	Laundry Staples (i.e. detergent, softener or dryer balls, color bleach, stain remover, starch...)	
	Lint Roller	
	Sewing Kit	
	Pop-up / Folding Hamper (2 keeps wet towels off clothes) OR a Sort-A-Sack Laundry Backpack	
<input checked="" type="checkbox"/>	Dorm Room Safety / Personal Security / Health Supplies / Tool Kits	Box #
	First Aid Kit	
	Flu / Cold Medicines / Cough Drops / Thermometer (For when you feel too sick to get out of bed.)	
	Pain Relief Medicine	
	Multi-vitamins or Vitamin C (Stay healthy!)	
	Anti-bacterial Hand Sanitizer (Always use after class, lab... before touching your face or food!)	
	Prescriptions (Don't forget to pack your prescriptions!)	
	Laptop Lock	
	Bicycle Lock	
	Dorm Safe	
	Mace (Check your school regulations or state laws prior to purchasing mace or pepper spray.)	
	Flashlight (If you can't remember batteries, consider purchasing a hand crank flashlight.)	
	Key Chain	

	Dorm Tool Kit	
	Rain Poncho	
	Umbrella	
	Rain Boots (A must have in areas like New Orleans.)	
	Sun Screen	
	Sun Hat (If you participate in an outdoor activity, take a hat or two for hotter climates.)	
<input checked="" type="checkbox"/>	Dorm Room Shower / Bath Supplies	Box #
	Waterproof Shower Bag or Caddy (Bring one that dries quickly & won't slime up on you!)	
	MINIMUM of 2 bath towels or bath sheets, 2 hand towels, 2 wash clothes or shower scrubbies	
	Spa Wraps or Robes	
	Slippers	
	Shower Shoes (Pick up a pair of flip flops with good traction & save a little money.)	
	Shower Curtain, if needed - CHECK WITH ROOMMATE	
	Bath Mat, if needed - CHECK WITH ROOMMATE	
	Hair Appliances (i.e. blow dryer, flat iron, curling iron...)	
	Hair Products (i.e. shampoo, conditioner, styling products...)	
	Razors	
	Shaving Cream	
	Shower Soap	
	Toothbrush / Toothbrush Holder	
	Toothpaste	
	Mouthwash	
	Dental Floss	
	Deodorant	
	Foot Powder (For sports, marching band, cheerleading activities... be kind to your dormmate!)	
	Q-tips	
	Tweezers	
	Manicure Kit	
	Air Freshener / Neutralizer	
	Extra Toilet Paper	
	Tissues	

	Personal Toiletries (i.e. makeup, perfume, cologne... & those other personal items.)	
<input checked="" type="checkbox"/>	Dorm Room Storage	Box #
	Storage Bins (Use collapsible or folding storage bins on shelves, under your bed, in your closet...)	
	College Trunk (Uses: secure storage, travel, seating, table...)	
	Under bed Smart Storage Cart (Optional. Easy access storage solution for under the bed.)	
	Bed Risers (Check inside dimensions. Square shape works best for dorm bed posts.)	
	Hanging Storage for closet. (Check your closet dimensions before purchasing organizers.)	
	Storage Caddies (Optional. Store school supplies, hair appliances, makeup... everything!)	
	Storage Hooks for dorm room closet door. (Holds book bags, purses, jackets, wet towels...)	
	Space Bags (Optional. Save space by minimizing bulky clothing or blankets when not in use.)	
	Clothing Bag (Optional. Store your business suit. Take one professional outfit for special activities.)	
<input checked="" type="checkbox"/>	Getting Around Campus	Box #
	Bicycle (Bring an inexpensive bicycle to get around on or near campus. Don't forget your helmet & bike lock. A plastic shopping bag tied over the seat when not in use keeps your butt dry on those rainy days. A basket is great for holding your book bag or purchases too. If you are a DIYer, bring a tire patch kit & small air pump. If not, there is probably a bicycle repair shop near your college campus.)	
<input checked="" type="checkbox"/>	Starter School Supplies (Save Money - Bring The Basics With You)	Box #
	6 College Ruled Notebooks	
	6 Folders	
	6 Report Covers	
	Stapler	
	Staples	
	Staple Remover	
	3 hole punch	
	Scissors	
	Index Cards	
	Tape Dispenser	
	Tape	
	Push Pins	
	Post it Notes	
	Pens (Red, Black, Blue)	

	#2 Mechanical Pencils	
	Erasers	
	Highlighters	
	Ruler	
	Calculator	
	Rubber Bands	
	Paper Clips	
	Binder Clips	
	Desk Organizers	
	Academic Planner	
	Everything Else	Box #
	Proof of Health Insurance	
	Immunization Records	
	Accident / Theft Insurance	
	Create & carry an Emergency Contact Card	
	Check your cell phone coverage area & adjust plan if needed. Don't forget to pack your charger.	
	Setup a Bank Account / Get a Bank Card	
	Establish a Monthly Budget	
	Add money to your college / university card for campus purchases, services, & laundry.	
	Only take coins if your college does not have a card system.	
	Register your bicycle.	
	If taking a vehicle, remember to register your vehicle with your school & get a parking permit.	
	Pack a few cool weather items such as a coat, jacket... Cool days happen in the summer & early fall!	
	Equipment for activities (i.e. music, sports, cheerleading...)	
	YOUR CLOTHES! Make a list of everything you'll need first then pack them up! (Remember... if your campus has a recreational facility, you need to bring your workout clothes, swimsuit, & a beach towel. Don't pack expensive jewelry.)	
	Luggage for travel over school breaks.	
	You may want to pack a small air mattress & extra blanket or sleeping bag for overnight company.	

	Moving Your Dorm Stuff	Box #
	If needed, reserve your moving trailer / transport early!	
	Purchase moving supplies such as boxes, packaging materials, tape, & a sharpie marker.	

Live DormSmart Moving To Campus Tip:

Move-in weekend is BUSY! There are thousands of boxes arriving on campus and many students trying to locate misplaced items. If possible, it is best to purchase supplies early... pack them up in an orderly fashion... then accompany those supplies to your college campus / dorm room. If you do ship your college dorm supplies to your campus, just remember to use your campus ship to address and give yourself ample time to locate your dorm supplies.

Bottom line... you need as much time as possible to get settled into your dorm room on move-in weekend while participating in all the mandatory activities. So be smart, allow your family to help you get organized and settled. It will make the transition to college life much easier for everyone!